



# Cello

Tip delicate [tremelo] (harmonic - no LH finger pressure) →

gradually increase pressure from thin to heavy (scrubby) decrease pressure (half-scrub) increase pressure

*mf* *pp*

slow tremelo to individual notes extremely high pressure, very small bow movements irregular decrease pressure increase speed to tremelo

*mf* *pp* *mp* *pp* *n*

(cont. harmonic) U.H. increase speed to spiccato/jete at tip broad/brush (1/3 to 1/2 bow length strokes)

*mf* *ppp* slight cresc *ff*

increase pressure

heavy pressure

extremely heavy pressure, crunch into strings, very little "horizontal" bow movement

frog


just rotating bow

mf

mp

pp

light bow pressure



fast

heavy pressure


f

p

ff

extremely heavy pressure, crunch into strings, very little "horizontal" bow movement

frog



medium-heavy pressure: scrubby

medium/slow trill

bar 1st finger, trill 2nd or 3rd (as bar also) aprox 1" above other finger

n


ff

ppp

ff

ppp

mf



[subtone]

[tremelo] subtone

*pp* *fff*

This musical staff features a series of horizontal lines. A dotted line with an 'x' at its start is positioned on the top line. A second dotted line with a solid dot at its start is positioned on the second line from the top. A third dotted line with an 'x' at its start is positioned on the top line. A horizontal line with a downward slope is drawn below the staff, starting from the first measure and ending under the second measure. A horizontal line with an upward slope is drawn below the staff, starting from the eighth measure and ending under the ninth measure.



*fff*

This musical staff features a series of horizontal lines. A dotted line with an 'x' at its start is positioned on the top line. A horizontal line with a downward slope is drawn below the staff, starting from the first measure and ending under the second measure. A horizontal line with an upward slope is drawn below the staff, starting from the fifth measure and ending under the sixth measure.



subtone

*fff* *n*

to normal tone to thin tone

This musical staff features a series of horizontal lines. A dotted line with an 'x' at its start is positioned on the top line. A horizontal line with a downward slope is drawn below the staff, starting from the first measure and ending under the sixth measure. A horizontal line with an upward slope is drawn below the staff, starting from the sixth measure and ending under the eighth measure. The text 'to normal tone' is centered under the first horizontal line, and 'to thin tone' is centered under the second horizontal line.



(link pressure and dynamics)

[subtone] [scrub] [thin scrub]

*fff* *p* *mf* *p*

This musical staff features a series of horizontal lines. A dotted line with an 'x' at its start is positioned on the top line. A horizontal line with a downward slope is drawn below the staff, starting from the first measure and ending under the eighth measure. A horizontal line with an upward slope is drawn below the staff, starting from the eighth measure and ending under the tenth measure. The text '(link pressure and dynamics)' is positioned above the staff. The text '[subtone]', '[scrub]', and '[thin scrub]' are positioned above the staff. The text '*fff*', '*p*', '*mf*', and '*p*' are positioned below the staff.

[subtone]

ff f ff pp



extremely heavy pressure, crunch into strings, very little "horizontal" bow movement

frog

heavy, pressure, almost NO bow movement  
listen for individual "clicks"

crackling

mf




[scrub jete]

mp ff >

A musical staff with various dynamics and performance markings. The dynamics include *ff*, *mp*, *ff > mp*, *ff*, *ff > ppp*, *mp*, *mp*, *f*, *mp*, *ff*, and *mp*. There are also markings for *mp* and *ff* with arrows indicating changes. The staff includes a series of 'x' marks and a final fermata. Below the staff are several performance markings: a jagged line, a series of slanted lines, and a final slanted line.



A musical staff with performance instructions and markings. The instructions include "[scrub]", "sustain until all players have arrived at fermata", "violin 1, viola, cello continue to sustain", and "violin 2 begins final note". There are also markings for "10\"", "15-20\"", and "n". The staff includes a series of slanted lines and a final fermata.